




„Mokomės smagiai”

**Pirmoji raidelė ir  
kitos smagios  
užduotėlės**



Sujunk žodj su pirma jo raidele.


V •

• AULÈ 

G •

• ITÈ 

S •

• ÈLÈ 

B •

• ARLÈ 

Sujunk žodj su pirma jo raidele.

M •

• ATĒ



K •

• UO



Š •

• EŠKA




Z •


• EBRAS




Parašyk pirmąją raidę.



\_\_\_\_\_EDIS



\_\_\_\_\_ORKA



\_\_\_\_\_AIVAS



\_\_\_\_\_LYNAI



\_\_\_\_\_ANDRAS



\_\_\_\_\_UVIS



\_\_\_\_\_RAŠKĖ



\_\_\_\_\_GNIS

Parašyk pirmąją raidę.



\_\_\_\_\_  
\_\_\_\_\_  
\_\_\_\_\_  
A T A S



\_\_\_\_\_  
\_\_\_\_\_  
\_\_\_\_\_  
A M A S



\_\_\_\_\_  
\_\_\_\_\_  
\_\_\_\_\_  
N T I S



\_\_\_\_\_  
\_\_\_\_\_  
\_\_\_\_\_  
N Y G A



\_\_\_\_\_  
\_\_\_\_\_  
\_\_\_\_\_  
Ė D Ė



\_\_\_\_\_  
\_\_\_\_\_  
\_\_\_\_\_  
E M P A



\_\_\_\_\_  
\_\_\_\_\_  
\_\_\_\_\_  
V A K Ė




\_\_\_\_\_  
\_\_\_\_\_  
\_\_\_\_\_  
G L Ė

Parašyk pirmąją raidę.



\_\_\_\_\_  
\_\_\_\_\_  
\_\_\_\_\_ VIS



\_\_\_\_\_  
\_\_\_\_\_  
\_\_\_\_\_ RKLYS




\_\_\_\_\_  
\_\_\_\_\_  
\_\_\_\_\_ APĖ



\_\_\_\_\_  
\_\_\_\_\_  
\_\_\_\_\_ ARVĖ




\_\_\_\_\_  
\_\_\_\_\_  
\_\_\_\_\_ AIDYS



\_\_\_\_\_  
\_\_\_\_\_  
\_\_\_\_\_ IOGAS




\_\_\_\_\_  
\_\_\_\_\_  
\_\_\_\_\_ IŠKIS

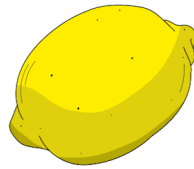


\_\_\_\_\_  
\_\_\_\_\_  
\_\_\_\_\_ ELĖ


Nuspalvink langelį, kuria raide prasideda  
pavaizduotų paveikslėlių pavadinimui.



B D



Č C




A B



G K



A O



V B



A P



D B



A N

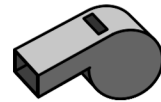
Nuspalvink langelį, kuria raide prasideda  
pavaizduotų paveikslėlių pavadinimai.



M N



D B



S Š



Š S



G K



G K



K G




L K



P B




Kas čia pavaizduota? Parašyk.



Three horizontal lines for writing: a solid blue top line, a dashed blue middle line, and a solid red bottom line.



Three horizontal lines for writing: a solid blue top line, a dashed blue middle line, and a solid red bottom line.




Three horizontal lines for writing: a solid blue top line, a dashed blue middle line, and a solid red bottom line.




Three horizontal lines for writing: a solid blue top line, a dashed blue middle line, and a solid red bottom line.


Kas čia pavaizduota? Parašyk.




Three horizontal lines for writing: a solid blue top line, a dashed blue middle line, and a solid red bottom line.



Three horizontal lines for writing: a solid blue top line, a dashed blue middle line, and a solid red bottom line.




Three horizontal lines for writing: a solid blue top line, a dashed blue middle line, and a solid red bottom line.




Three horizontal lines for writing: a solid blue top line, a dashed blue middle line, and a solid red bottom line.


# Kas čia pavaizduota? Parašyk.




Three horizontal lines for writing: a solid blue top line, a dashed blue middle line, and a solid red bottom line.



Three horizontal lines for writing: a solid blue top line, a dashed blue middle line, and a solid red bottom line.




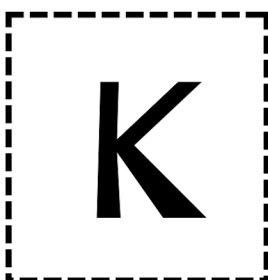









Three horizontal lines for writing: a solid blue top line, a dashed blue middle line, and a solid red bottom line.













Three horizontal lines for writing: a solid blue top line, a dashed blue middle line, and a solid red bottom line.



Kokia yra pirma pavaizduoto paveikslėlio raidė?  
Priklijuok ir šalia parašyk visą žodį.




Kokia yra pirma pavaizduoto paveikslėlio raidė?  
Priklijuok ir šalia parašyk visą žodį.





Kokia yra pirma pavaizduoto paveikslėlio raidė?  
Priklijuok ir šalia parašyk visą žodį.




Handwriting lines for the word 'langas': a solid blue top line, a dashed blue middle line, and a solid red bottom line.







Handwriting lines for the word 'knyga': a solid blue top line, a dashed blue middle line, and a solid red bottom line.



Handwriting lines for the word 'dantis': a solid blue top line, a dashed blue middle line, and a solid red bottom line.



Handwriting lines for the word 'namas': a solid blue top line, a dashed blue middle line, and a solid red bottom line.



Sugalvok žodį, kuris prasideda nurodyta raidele.

N

Handwriting practice lines for the letter N, consisting of a solid blue top line, a dashed blue middle line, and a solid red bottom line.

K

Handwriting practice lines for the letter K, consisting of a solid blue top line, a dashed blue middle line, and a solid red bottom line.

B

Handwriting practice lines for the letter B, consisting of a solid blue top line, a dashed blue middle line, and a solid red bottom line.

Š

Handwriting practice lines for the letter Š, consisting of a solid blue top line, a dashed blue middle line, and a solid red bottom line.

A

Handwriting practice lines for the letter A, consisting of a solid blue top line, a dashed blue middle line, and a solid red bottom line.

D

Handwriting practice lines for the letter D, consisting of a solid blue top line, a dashed blue middle line, and a solid red bottom line.



Sugalvok žodį, kuris prasideda nurodyta raidele.

T

Handwriting practice lines for the letter T, consisting of a solid blue top line, a dashed blue middle line, and a solid red bottom line.

G

Handwriting practice lines for the letter G, consisting of a solid blue top line, a dashed blue middle line, and a solid red bottom line.

E

Handwriting practice lines for the letter E, consisting of a solid blue top line, a dashed blue middle line, and a solid red bottom line.

M

Handwriting practice lines for the letter M, consisting of a solid blue top line, a dashed blue middle line, and a solid red bottom line.

V

Handwriting practice lines for the letter V, consisting of a solid blue top line, a dashed blue middle line, and a solid red bottom line.


R

Handwriting practice lines for the letter R, consisting of a solid blue top line, a dashed blue middle line, and a solid red bottom line.


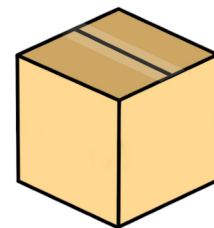








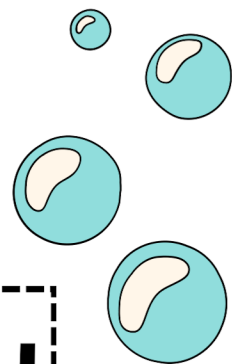
Apibrauk paveikslėlj, kurio pavadinimas prasideda „B“ raide.




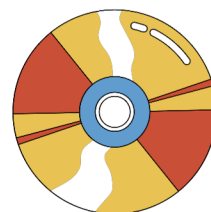

B b



Apibrauk paveikslėlj, kurio pavadinimas prasideda „B“ raide.



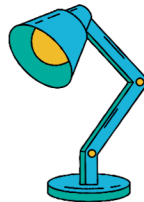



D d





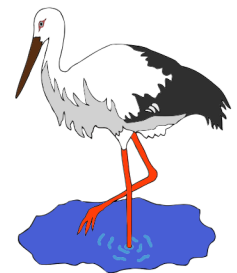



Apibrauk paveikslėlių, kurio pavadinimas prasideda „K“ raide.

K k



Apibrauk paveikslėlj, kurio pavadinimas prasideda „G” raide.


G g



Kurio paveikslėlio pavadinimas prasideda parašyta raidele? Apibrauk.


G

K



D

B




N


M




Nuspalvink žodį, kuris parašytas TEISINGAI.


	KARVĖ
	GARVĖ


	BULVĖ
	GULBĖ


	ŠAULĖ
	SAULĖ


	KRYBAS
	GRYBAS

Nuspalvink žodį, kuris parašytas TEISINGAI.


	BRAŠKĖ
	DRAŠKĖ


	KĖLĖ
	GĖLĖ


	BITĖ
	DITĖ


	KNYGA
	GNYGA

Nuspalvink žodį, kuris parašytas TEISINGAI.

	ŠRAIGĖ
	SRAIGĖ

	LAIVAS
	KAIVAS

	ZUVIS
	ŽUVIS

	ŠIRDIS
	SIRDIS




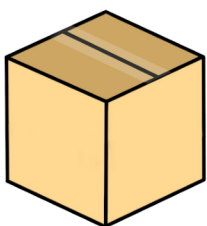
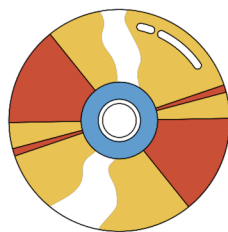

Pažiūrėk į paveikslėlių ir suskirstyk juos,  
kurie prasideda iš B raidės, o kurie iš D.

B

D

Handwriting practice lines for the letter B, consisting of four sets of three horizontal lines (top blue, middle dashed blue, bottom red).

Handwriting practice lines for the letter D, consisting of four sets of three horizontal lines (top blue, middle dashed blue, bottom red).






Pažiūrėk į paveikslėlių ir suskirstyk juos,  
kurie prasideda iš G raidės, o kurie iš K.

G

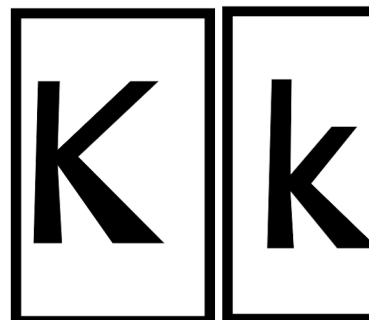





K

Handwriting practice lines for the letter G, consisting of four sets of horizontal lines: a solid blue top line, a dashed blue middle line, and a solid red bottom line.

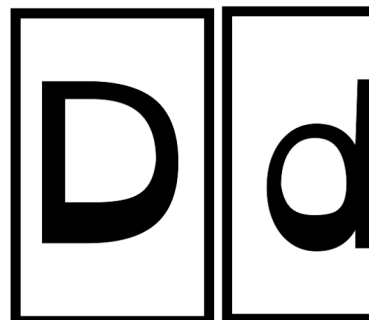


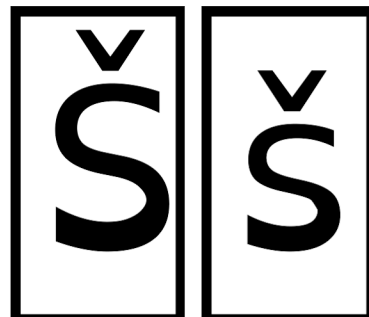

Handwriting practice lines for the letter K, consisting of four sets of horizontal lines: a solid blue top line, a dashed blue middle line, and a solid red bottom line.




Kokia yra pirma pavaizduoto paveikslėlio raidė? Sujunk.




Kokia yra pirma pavaizduoto paveikslėlio raidė? Sujunk.




Nuspalvink, kuri raidelė yra pirma  
pavaizduoto paveikslėlio pavadinime.




Š Z Ž




Š Ž Z




B K G



K G B




D B V




D B P


Nuspalvink, kuri raidelė yra pirma  
pavaizduoto paveikslėlio pavadinime.



Š S Ž



Š S K




B K G



D G B



D B V




D B P

## Kuris žodis netinka?

Užrašyk visų paveikslėlių pavadinimus ir pažiūrėk, kuris žodis prasideda kita raide nei kiti (tai reiškia, kad jis netinka).


1.



---

---


---



---

---

---



---

---

---

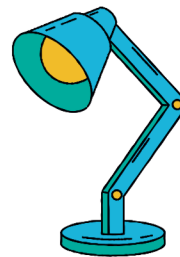
2.



---

---

---



---

---

---



---


---

---


## Kuris žodis netinka?

Užrašyk visų paveikslėlių pavadinimus ir pažiūrėk, kuris žodis prasideda kita raide nei kiti (tai reiškia, kad jis netinka).

1.



Handwriting practice lines: a solid blue top line, a dashed blue middle line, and a solid red bottom line.




Handwriting practice lines: a solid blue top line, a dashed blue middle line, and a solid red bottom line.



Handwriting practice lines: a solid blue top line, a dashed blue middle line, and a solid red bottom line.

2.



Handwriting practice lines: a solid blue top line, a dashed blue middle line, and a solid red bottom line.



Handwriting practice lines: a solid blue top line, a dashed blue middle line, and a solid red bottom line.



Handwriting practice lines: a solid blue top line, a dashed blue middle line, and a solid red bottom line.




## Kuris žodis netinka?

Užrašyk visų paveikslėlių pavadinimus ir pažiūrėk, kuris žodis prasideda kita raide nei kiti (tai reiškia, kad jis netinka).

1.



Handwriting practice lines: a solid blue top line, a dashed blue middle line, and a solid red bottom line.



Handwriting practice lines: a solid blue top line, a dashed blue middle line, and a solid red bottom line.



Handwriting practice lines: a solid blue top line, a dashed blue middle line, and a solid red bottom line.

2.



Handwriting practice lines: a solid blue top line, a dashed blue middle line, and a solid red bottom line.



Handwriting practice lines: a solid blue top line, a dashed blue middle line, and a solid red bottom line.



Handwriting practice lines: a solid blue top line, a dashed blue middle line, and a solid red bottom line.

## Kuris žodis netinka?

Užrašyk visų paveikslėlių pavadinimus ir pažiūrėk, kuris žodis prasideda kita raide nei kiti (tai reiškia, kad jis netinka).

1.



---

---

---



---

---

---

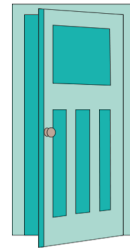


---

---

---

2.



---

---

---



---

---

---









---







---

---

Pasakyk, kas yra paveikslėlyje ir parašyk  
pirmąją jo pavadinimo raidę.



Iškirpk ir įklijuok paveikslėlio pavadinimą/vardą.



ŠAKA

SAULĖ






KALNAS

UPĖ

MEDIS

TVORA

Iškirpk ir įklijuok paveikslėlio pavadinimą/vardą.



KATĖ

KIŠKIS


AKMUO

EGLĖ


ŠUO

ANTIS

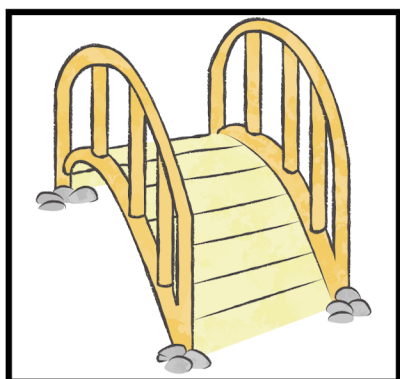
Sujunk paveikslēlī su jo pavadinimu/vardu.




EGLĒ



TILTAS




MIŠKAS



SAULĒ

Sujunk paveikslēlji su jo pavadinimu/vardu.



● STALAS



● KĒDĒ




● RAKTAS




● SPYNA

Parašyk daiktų pavadinimus.

ŽVAKĖ, KĖDĖ, STALAS



A dashed rectangular box containing three horizontal lines: a solid blue line at the top, a dashed blue line in the middle, and a solid red line at the bottom, intended for writing the name of the chair.



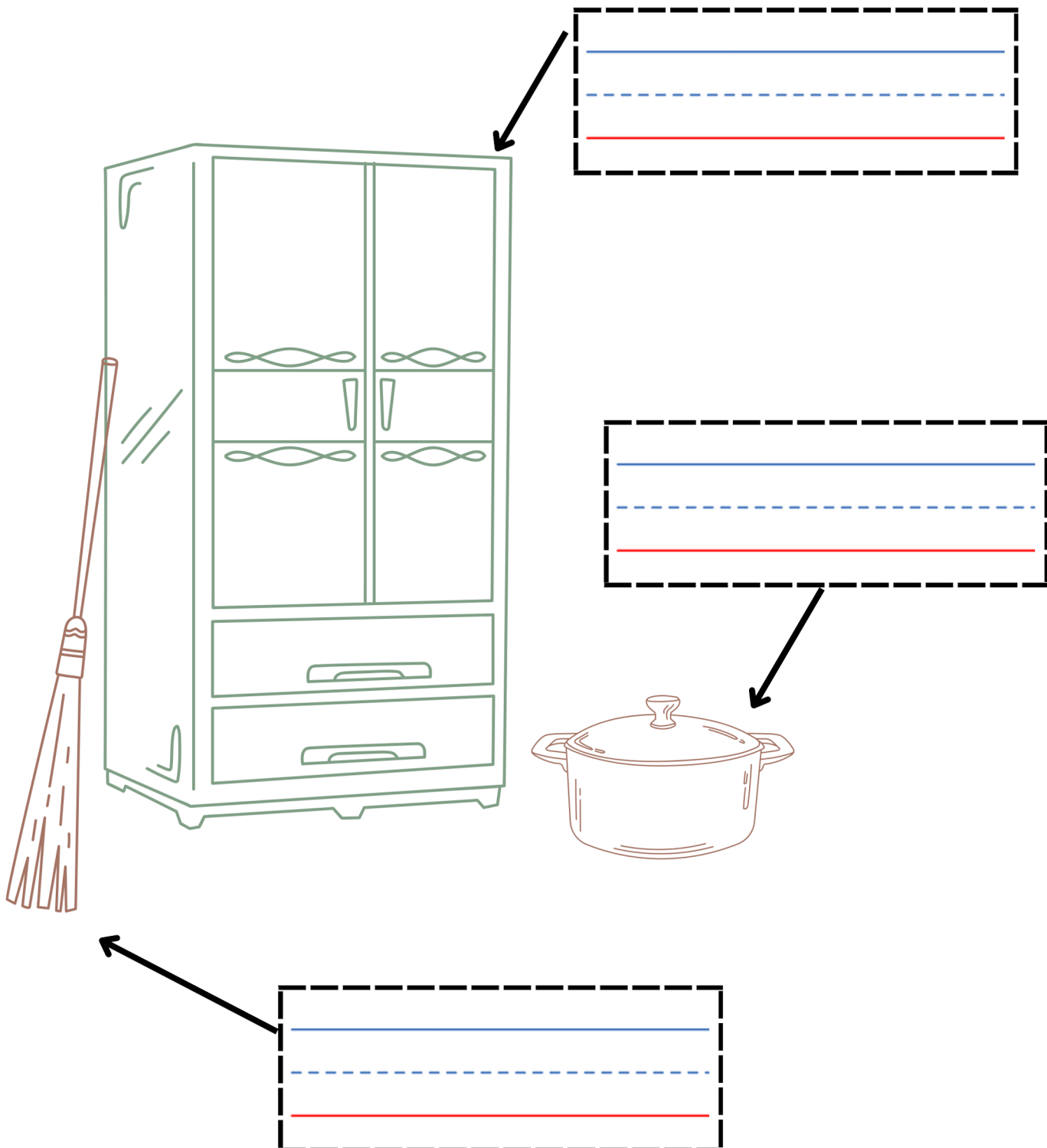
A dashed rectangular box containing three horizontal lines: a solid blue line at the top, a dashed blue line in the middle, and a solid red line at the bottom, intended for writing the name of the table.

A dashed rectangular box containing three horizontal lines: a solid blue line at the top, a dashed blue line in the middle, and a solid red line at the bottom, intended for writing the name of the candle.

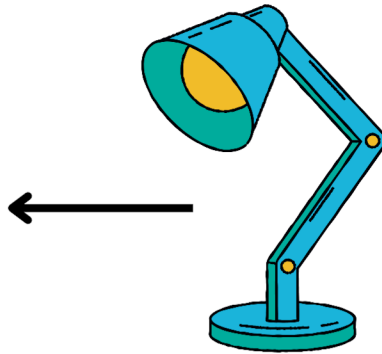


Parašyk daiktų pavadinimus.

ŠLUOTA, PUODAS, SPINTA



Kaip vadinasi šie daiktai?



# Kas šie gyvūnai?

